


EVERHART MUSEUM

NATURAL HISTORY, SCIENCE & ART



PRESCHOOL TO 12th GRADE

SCHOOL-BASED PROGRAM INFORMATION

1901 mulberry street, scranton, pennsylvania
[t] 570.346.7186 ext.516
www.everhart-museum.org

TABLE OF CONTENTS

Overview of Galleries
Permanent Collection.. 1-2

Overview of Galleries
Temporary Exhibits..... 3

Guided Tour Options.... 4-13

Booking Information..... 14

Early Explorers Program..15-18

Museums on the Road.. 19-22

Contact info &
Program Sponsors..... 23

2015-2016 SCHOOL YEAR

MUSEUM INTRODUCTION

We believe in the power of the Everhart Museum to spark the imagination, challenge thought and provide enjoyment. Through our collections, exhibits and programs, we strive to integrate natural history, science and art into the lives of people.



BRIEF HISTORY:

The Everhart Museum of Natural History, Science and Art was founded in 1908 by Dr. Isaiah Fawkes Everhart. Dr. Everhart was a Scranton physician and businessman with a keen interest in natural history. After military service in the Civil War, Dr. Everhart conceived the idea of assembling a comprehensive collection of Pennsylvania's native birds and animals. A skilled taxidermist, he started a collection of mounted specimens which soon expanded into one of the finest and largest collections in the United States.

PERMANENT EXHIBITS



OUR FOUNDATION IN NATURAL HISTORY

The Museum was founded by Dr. Everhart primarily as a result of his fascination with ornithology. As a result of this the Museum has the most extensive collection of birds in the Northeastern Pennsylvania region.

OVERVIEW OF GALLERIES

FINE ART

Filled with work from local and international artists, the Fine Art gallery exhibits a variety of work from our collection. Exploring styles such as Impressionism, Realism, Romanticism, and others, the gallery focuses on several different landscapes, portraits, and still life paintings.

AFRICAN

Created in conjunction with African specialist and volunteer curator, Dr. Jane Martin, "Africa in a New Light" includes art from twelve of Africa's fifty-four nations and represents eighteen of the many hundreds of Africa's cultural groups.

EVERHART AROUND THE WORLD

Over the years the Museum has amassed a collection of works from around the globe. The Everhart Around the World exhibit displays a collection of art, masks, and everyday items from ancient Egypt, Rome, Papua New Guinea, and Native America.

BIRD

Being an avid ornithologist and novice taxidermist, Dr. Isaiah Everhart created a collection of birds from all over the globe. Containing over 500 different species, this ornithological collection explores different characteristics of birds; including traits, habitat, and diet.

PERMANENT EXHIBITS



The natural history collection also contains animals, rocks, fossils, minerals, plant specimens, shell, coral and a few wet specimens. In 1920, less than 20 years after the founding of the Museum, the collection contained more than 2,300 bird specimens, 50 fish, 400 mammals, 150 reptiles, 35 amphibians, 2,100 botanical specimens, 25,000 shells, 300 fossils, and 800 minerals.

OVERVIEW OF GALLERIES

FOSSIL

The Fossil gallery investigates prehistoric animals from both sea and land. Accompanied with works from renowned artist Charles R. Knight, this exhibit explores prehistoric inhabitants from eras such as the Carboniferous, Cretaceous, Mesozoic, and Jurassic periods.

ROCKS & MINERALS

Investigating the differences between Rocks and Minerals, this gallery explores rock and mineral formation and classification, as well as displaying some oddities and natural phenomena!

FOLK ART

Filled with traditional styles and symbolism, the Folk Art Gallery displays a collection of work created during the 18th and 19th centuries. Paintings and sculptures exhibited provide insight to a time when art was used as decoration, function, and as a memorial to those deceased.



TEMPORARY EXHIBITS

SPRING 2016

MASLOW GALLERY


Altered Books in Contemporary Art **February 5, 2016 – June 6, 2016**

Ever contemplate a future where domestic bookcases, communal libraries, commercial bookstores, and hand-me-down schoolbooks will be things of the past and reading for most will become a digital experience? What will happen to all of the obsolete publications in print? For the artists in **Altered Books in Contemporary Art**, found and mass-produced books are their expressive medium of choice. Viewing themselves as collaborators with their source material, they transform them into sculptures and installations of all sizes and shapes. Beyond exploiting physical and sensorial properties, the artists improvise with content, both text and image. In answer to the looming demise of the printed publication, the exhibition argues that in giving books new life as unique works of art, the artists are opening up fresh possibilities of meaning and relevance.

NEW! GALLERY 12 & 13

We are currently renovating a new space at the Everhart!

Check back soon as a new exhibit will be announced this spring and will be featured in our new Gallery 12 & 13 spaces!



Each year, the Everhart Museum hosts traveling exhibits or curates exhibits in house. These changing galleries are available for temporary tours.

Upcoming Exhibits:

FALL 2016

“Wolves, Magic Mirrors & Spinning Wheels: The Anatomy of Fairy Tales”

GUIDED MUSEUM TOURS

PERMANENT GALLERIES

FINE ART GALLERY

Grades K-2

“What do you see?”

What is a landscape?

What is a portrait?

What is a still life?

As a group, students will tour the permanent collection at the Everhart Museum. During this tour, students will be shown specific types of painting, including the introductory styles of landscape, portrait, and still life. Students will learn basic features which identify each type of painting, and then with guidance, browse the rest of the collection identifying paintings based on the qualities of the pieces shown prior.

Grades 3-6

“Storytelling Through Art”

How do paintings tell a story?

How does the painting make you FEEL?

While investigating the Everhart's main gallery, students will be shown specific paintings which focus primarily on the idea of storytelling and create emotion either through scenery, colors used, or style of painting. Students will be asked to identify what type of story or emotion is being depicted in each piece. After initial instruction, students will be able to point out other pieces in the exhibit which have similar qualities to ones previously shown.

FINE ART SUGGESTED WORKSHOP OPTIONS

Grades K-12

Discovering Your Point of View: Classical Still Life Study for Kids

Students will examine shapes, perspective, color and depth through mundane objects to create classical works of art.

Grades K-12

Collage Portraits

Students will study color, line and the proportions of facial anatomy to create one-of-a-kind portraits from cut magazines, yarn and decorative papers.

Grades K-12

Mountains, Hills & Valleys: NEPA Landscape Paintings

Students will choose representational elements of our local landscape to re-interpret a scene. Each student will create a miniature landscape of their own using a wax-resist painting technique.

GUIDED MUSEUM TOURS

FINE ART SUGGESTED WORKSHOP OPTIONS

Grades 3-12

What Happens Next? Creating an Imagined Story From a Famous Work of Art

Students will use graphic organizers to interpret the story behind famous artworks. They will create a visual narrative to describe a scene from their imagined story.

Grades 7-12

How Pennsylvania Industry Affects the Local Landscape

Students will use color & collage to re-imagine a local scene affected by past, present or the future of PA Industry.

PERMANENT GALLERIES

FINE ART GALLERY CONTINUED...

Grades 7-12


“Industrial Revolution in Landscape”

How did industry affect local and regional artwork?

How are different styles used in landscape and portraiture?

At the beginning of the tour, students will learn a quick basic history of the local industry of Scranton, Pennsylvania. Students will then be shown specific art works that represent not only our local industry, but also how different types of art reflect its impact on society. After the initial tour, students will be able to determine which works of art either focus directly on the industrial revolution, or have to work around its effect on landscape.

**John Willard
Raught
American,
1857-1931
Harrison
Avenue
Bridge
Ca. 1927
Everhart
Museum
Collection**



FINE ART PENNSYLVANIA STANDARDS

ARTS & HUMANITIES

9.1.3.A, 9.1.5.A, 9.1.8.A, 9.3.3.B

GUIDED MUSEUM TOURS

AFRICA & PAPUA NEW GUINEA SUGGESTED WORKSHOP OPTIONS

Grades K-12

Musical Instruments from Found Objects

Students will study and create musical instruments from what they can find around them. They will learn basic elements of music in this sculptural workshop inspired by the museum's African Collection.

Grades 3-12

Masks Around the World

Students will study masks from the museum's Ancient Worlds and African collections to understand the meaning of why masks are worn or used in different cultures around the world. Students will create replications of masks commonly used by the Bobo tribe in Burkina Faso.

PERMANENT GALLERIES

AFRICA & PAPUA NEW GUINEA

Grades K-12

"Ceremonial Masks and Music"

What were the masks used for?

What kind of music was made?

Students of all ages will investigate the cultures of Africa and Papua New Guinea and experience how their cultures create art through their ceremonies. Focusing primarily on masks and their unique instruments, students will explore the cultures' historical and modern day use of items along with focusing on the craft behind them.

**Female Mask
(Ngady A Mwaash)
Unknown Kuba artist**

Democratic
Republic of
the Congo
early 20th century
Wood, cowry shells,
beads, cloth, raffia,
pigment
Everhart Museum
Collection, Museum
Purchase 0.375



AFRICA & PAPUA NEW GUINEA PENNSYLVANIA STANDARDS

ARTS & HUMANITIES/HISTORY

9.2.3.g, 9.2.5.g, 9.2.8.g, 9.2.12.g, 8.4.3.C, 8.4.K.C,
8.4.1.C, 8.4.3.C, 8.4.5.B, 8.4.4.B, 8.4.6.B, 8.4.7.B, 8.4.8.B,

GUIDED TOURS

EVERHART AROUND THE WORLD SUGGESTED WORKSHOP OPTIONS

Grades K-12

Decorative Elements of Functional Artworks

Students will study shape, repetition and registration of functional objects from the Ancient Worlds and American Folk Art collections of the museum. Students will create their own patterns to paint functional objects of their own.

Grades 3-6

Beauty as Power: Embossed Jewelry

Students will examine hand-made jewelry from Ancient Egypt and Africa. Students will create their own 3-dimensional charms from aluminum foil, foam and markers.

Grades 3-6

Deciphering the Code: Ancient Egyptian Cartouche

Students will explore ancient Egyptian ruins and the ancient hieroglyphic script. Students will create printed symbols using common printmaking techniques.

PERMANENT GALLERIES

EVERHART AROUND THE WORLD

Grades K-6

“Material Culture: Cultural Exploration Through Everyday Items”

Students will explore the origins of the ancient worlds of Egypt, Rome, Papua New Guinea, and Native America. Students will investigate different types of everyday objects, what materials were available to create them, and the different kind of uses they were created for.

Grades 7-12

“Historical Contexts of Culture”

(Exploration of the Ancient Cultures of: Egypt, Rome, Papua New Guinea, and Native America) Touring the Everhart around the World exhibit, students will travel across ancient worlds exploring each culture through ceremonial, funerary, and everyday items. Students will have the opportunity to learn and discuss historical context of items, why and how they were used, and how our society has expanded on these original creations.

EVERHART AROUND THE WORLD PENNSYLVANIA STANDARDS

ARTS & HUMANITIES/HISTORY

**9.2.3.g, 9.2.5.g, 9.2.8.g, 9.2.12.g, 8.4.3.C, 8.4.K.C, 8.4.1.C,
8.4.3.C, 8.4.5.B, 8.4.4.B, 8.4.6.B, 8.4.7.B, 8.4.8.B, 8.4.9.B**

GUIDED MUSEUM TOURS

PERMANENT GALLERIES

ROCKS AND MINERALS

Grades K-2

“Earth Rocks! – Layers of the Earth”

Layers of the earth, what can be found? Students will participate in a hands-on exploration of the layers of earth and discover what kind of geology and other surprises can be found in each layer.

Grades 3-6

“Rocks Rock! – Exploration of Rocks and Minerals”

What are the differences between rocks and minerals?

Where do we get our metals from?

Are there rocks and minerals that are mined locally?

In this investigation, students will learn the local importance of anthracite. After discovering how metals occur naturally, students will also be able to determine the primary difference and classifications between rocks and minerals.



ROCKS & MINERALS SUGGESTED WORKSHOP OPTIONS

Grades K-2

Layers of the Earth

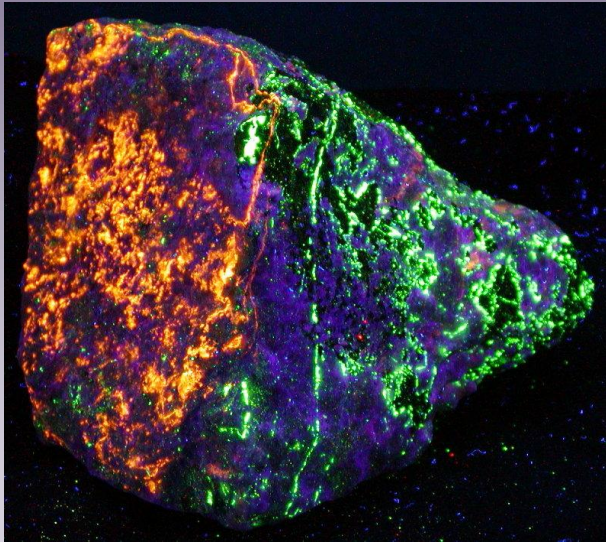
Students will examine rocks and minerals through a hands-on activity focusing on testing 5 mineral properties.

Grades 3-6

Junior Prospector: Geology Basics

Students will study basic geological vocabulary and examining specific types of commonly found rocks and minerals.

GUIDED MUSEUM TOURS



PERMANENT GALLERIES

ROCKS AND MINERALS CONTINUED...

Grades 7-12

“Geology Rocks! – A Study of Chemical Composition of Rocks and Minerals”

What is the periodic table?

How do geology and chemistry relate?

In this exploration, students will be encouraged to incorporate their understanding of the periodic table and discover its relationship to geology. After discussing the chemical makeup of certain rocks and minerals, students will continue to investigate each individual characteristic and be introduced to the Mohs scale of Hardness.

ROCKS & MINERALS SUGGESTED WORKSHOP OPTIONS

Grades 7-12

Senior Prospector: Chemical Composition of the Earth

Students will examine specific types of commonly found rocks and minerals and complete several tests to determine clarity, hardness, streak and color.

ROCKS & MINERALS PENNSYLVANIA STANDARDS

SCIENCE, TECHNOLOGY & ENGINEERING

EDUCATION/ ENVIRONMENT & ECOLOGY

3.3.K.A1, 3.3.4.A2, 3.3.7.A1, 3.3.10.A1, 4.1.7.B, 4.1.8.B

GUIDED TOURS

FOLK ART SUGGESTED WORKSHOP OPTIONS

Grades K-6

Mysteries in Paintings: Looking at Symbolism in American Folk Art Portraits

Students will discuss symbolism and how it is used to portray stories in American Folk Art. Students will create a self-portrait with one mystery symbol that represents who they are.

Grades 3-12

Exploring Ethnic Traditions through the Art of Cut Paper

Students will study the art of cut paper from a variety of different cultures. Students will create their own silhouette landscape reminiscent of traditional Pennsylvania Dutch cut paper.

Grades 7-12

Decorative Elements of Functional Artworks

Students will study shape, repetition and registration of functional objects from the Ancient Worlds and American Folk Art collections of the museum. Students will create their own patterns to paint functional objects of their own.

PERMANENT GALLERIES

FOLK ART

Grades K-6

“Tall Tales: Investigation into American Folk Lore”

Students will have the opportunity to investigate the legends, music, oral history, fairy tales, stories, tall tales and customs that are represented in Folk Art. Students will explore how Folk Art captures the magical and mundane elements of everyday life.

Grades 7-12

“People, Places, and Things”

Can you find symbolism in folk art?

What is art as function?

How do these images convey ideas or stories?

While exploring the gallery, students will be shown examples of different characteristics of folk art. Students will investigate the reasons behind the creation of folk art, and interpret the symbolism included. Afterwards, students will be able to decipher the stories in relation to the time they were created.

FOLK ART

PENNSYLVANIA STANDARDS

ARTS & HUMANITIES/ ENGLISH LANGUAGE PROFICIENCY

ELP.3.R.PK-K.3.1, 9.1.5.J

GUIDED MUSEUM TOURS

PERMANENT GALLERIES

FOSSIL

Grades K-2

“Dino-venturers”

In this introductory tour, students will learn about the creation of fossils and what they teach us. Students will also journey from sea to land as they discover what type of biological life once existed on our own planet!

Grades 3-12

“Pre-History’s Flora and Fauna”

What is a fossil?

What are the main differences between carnivores and herbivores?

Who is Charles Knight?

What was our area like during the Coal Age?

As students progress through the Fossil Gallery, they will be presented with several types of fossils spanning several pre-historic ages. Students will have the opportunity to identify familiar looking ancestors of plants and animals as they browse the Everhart’s collection of prehistoric casts.

Students will also be introduced to the works of illustrator Charles Knight, one of the first artists to envision the modern image of dinosaurs.

FOSSIL

PENNSYLVANIA STANDARDS

SCIENCE, TECHNOLOGY & ENGINEERING EDUCATION

3.1.2.C3, 3.1.3.C3, 3.1.4.C3, 3.3.4.A3, 3.1.7.C3, 3.3.7.A3

FOSSIL GALLERY SUGGESTED WORKSHOP OPTIONS

Grades K-6

Recording History in a Work of Art (two options)

Students will create works of art using one of two printmaking techniques.

Technique 1: Fossil Rubbing

Technique 2: Collagraph Prints

Grades 3-12

Pre-historic Illustrations: Creative Creatures inspired by Charles Knight

Students will select physical characteristics of pre-historic animals from a list provided. Students will study “Exquisite Corpse,” an illustrative game played by surrealist artists such as Salvador Dali, to create a unique creature with two of their peers using the chosen traits.

GUIDED MUSEUM TOURS



BIRD GALLERY SUGGESTED WORKSHOP OPTIONS

Grades K-6

What do Birds Eat?

Students will create functional bird feeders for Pennsylvania backyard birds

PERMANENT GALLERIES

BIRD

Grades K-2

“Early Aviators”

What do birds eat?

Where do birds live?

Students will discover and learn about different habitats that birds reside in. Additionally, they will learn about different food sources, based upon where each species is from. After their lesson, students will be challenged to group our feathered friends into like habitats based upon individual characteristics.

Grades 3-12

“The Birds of Everhart”

Where can we find them?

What are the characteristics?

Which ones are from Pennsylvania?

As students explore the Bird Gallery, they will learn about characteristics that make each bird unique. After learning about different types of habitats, students will be challenged to categorize groups of birds, determining which home suits them the best. Students will also have the opportunity to learn about birds from our own backyard, along with learning about extinct species and ones that soon might be.

BIRD

PENNSYLVANIA STANDARDS

SCIENCE

S7.B.1.1.2

GUIDED MUSEUM TOURS

2016

TEMPORARY EXHIBITS

TEMPORARY GALLERY WORKSHOP OPTIONS

Grades K-12

Recycled Pages

An art-based workshop series inspired by the Spring 2016 exhibit "Altered Books in Contemporary Art". Students will work with Everhart Museum staff to create artwork made from old books, newspapers and magazines.

Educators may choose from one of the following options:

mixed media book art, DIY journals, recycled book terrarium, botanical drawings and recycled costume pieces.

MASLOW GALLERY & 12/13

MASLOW GALLERY

Grades K-12

"Amazing Artwork Made Entirely from Books!"

Imagine an 800 lb boat made completely of Readers Digest magazines, or visualize a stack of books about Einstein in the shape of his head! These are among the many sculptures and installations on display in the Everhart Museum's exclusive exhibit *Between the Covers: Altered Books in Contemporary Art*. Found and mass-produced books are transformed into sculptures and installations of all shapes and sizes. The exhibition gives books new life as unique works of art, opening up fresh possibilities of meaning and relevance.

Between the Covers is guest curated by Sarah Tanguy, a curator of ART in Embassies, US Department of State, as well as an independent curator and art critic based in Washington, DC.

ALTERED BOOKS IN CONTEMPORARY ART

PENNSYLVANIA STANDARDS

ARTS & HUMANITIES

9.1.3.A, 9.1.5.A, 9.1.8.A, 9.3.3.B

GALLERY 12 & 13

Coming in 2016!!

BOOKING INFORMATION FOR GUIDED MUSEUM TOURS

GROUP PAYMENT

**FREE FIELD TRIP OPPORTUNITIES
AVAILABLE. CALL FOR DETAILS.**

There is a guided-tour minimum of 20 persons. The group rate includes one free admission per every ten. A 20% deposit is due prior to visit and booking is dependent on availability of museum and staff.

TOUR PRICING

Option 1:

\$5 per student, \$5 per chaperon

Option 2:

\$5 per student, \$5 per chaperon

Option 3:

\$7 per student, \$5 per chaperon

Option 4:

\$7 per student, \$5 per chaperon

Option 5:

\$9 per student, \$5 per chaperon

WEEKEND RATE

An additional \$2 per person will be charged for scheduled weekend tours.

BOOKING A SCHOOL TOUR

INFORMATION

Enrich your students' learning experience with a trip to the Everhart Museum. We offer guided tours of our collections, as well as content-focused workshops that include hands-on activities for children grades pre-k through 12th.

BOOKING OPTIONS

Your group may choose from the following options:

(Group size 20- 45 children)

Option 1- 10:00a-11:30a + 30 minute lunch

1.5-hours guided tours/lunch in Nay Aug Park

Option 2-10:00a-12:00p + 30 minute lunch

1.5-hours guided tours/gift shop/lunch in Nay Aug Park

Option 3- 10:00a-11:30a +30 minute lunch

1-hour Guided tours/one workshop/lunch in Nay Aug Park

Option 4- 10:00a-12:00p + 30 minute lunch

1-hour Guided tours/one workshop/gift shop/lunch in Nay Aug Park

Option 5- 10:00a-12:30p + 30 minute lunch

1-hour Guided tours/two workshops/gift shop/lunch in Nay Aug Park

(Group size 46-90 children- add an additional 30 minutes to the options above. Groups larger than 90 may be done over several days OR on a morning and afternoon schedule. Please call for summer schedule availability.)

EARLY EXPLORERS PROGRAM

PRE-K through 2nd GRADE

INFORMATION

Join the Everhart Museum, the Lackawanna County Library System, the Scranton Cultural Center and various area presenters for museum-based learning in literature, the arts and natural sciences. This program is suitable for Pre-K children (age 3-5) through 2nd grade.



Our kindergarten through 2nd grade class is held Mondays from 10:00 am- 11:30 am. The Pre-k class is held Mondays from 12:00 pm-12:45 pm. Pre-registration is required and classes are available on a first come, first served basis.



K-2nd GRADE SCHEDULE

Monday Mornings:

10:00 am- General Tour of Museum

10:45 am- Early Explorers Workshop with scheduled presenter

11:30 am- Groups may schedule lunch in Nay Aug Park with the museum (lunch is BYO)

12:00 pm- Free admission for the remainder of the day

Group size limited to 24 students

PRE-K SCHEDULE

Monday Afternoons:

12:00 pm- 12:45 pm- Early Explorers Workshop with scheduled presenter (includes tour of gallery)

Mommy, Daddy & Me.

Group size limited to 12-15 children + parent

EARLY EXPLORERS PROGRAM

GROUP PRICING

**FREE FIELD TRIP
OPPORTUNITIES AVAILABLE.
CALL FOR DETAILS.**

K-2nd GRADE-

Per child rate: \$5/class
Adults: \$5/class

PRE-K: MOMMY, DADDY & ME

**Per Session (10 classes)
Choose One:
Fall, Spring, Summer***

Museum Member \$15/child
(\$1.50 per class, per child)

Non-Member \$40/child
(\$4.00 per class, per child)

2015-16 FALL PROGRAMS

September 28, 2015 – Gardening 101 – Learning about how things grow with Gwendolyn Philmeck from the Greenhouse Project.

October 5, 2015 – Speaking Easily – Story and local history with Margo and Marnie Azzarelli.

October 12, 2015- NO CLASS

October 19, 2015 – Music and Rhythm – Cultural instruments and music with music educator Cathy Van Nort .

October 26, 2015 – African Art – Story reenactment and art creation with Lauren Smith.

November 2, 2015 – Dinovember! – Scene creation with local photographer Liz Parry-Faist.

November 9, 2015 – Wildlife Exploration – Investigating Northeast PA's local animals with Laura Anderson from the Wyoming Valley Conservation District.

November 16, 2015 – Playing the Past – Rhyme and song creation with the Scranton Cultural Center's Camille Reinecke.

November 23, 2015 – Characters in Art – Learning about stories with Laureen Maloney from the Lackawanna County's Children's Library.

November 30, 2015 – Mosaics – Roman history and art investigation featuring local artist Michael Sorrentino.

December 7, 2015 – Rocks Rock! – Geology study with the Everhart Museum staff.

EARLY EXPLORERS PROGRAM

2015-16 SPRING PROGRAMS

February 1, 2016 – Learning to Read – Story and reading lesson with Laureen Maloney from the Lackawanna County Children's Library.

February 8, 2016 – Gemology – Rock and mineral investigation with gemologist Chrissy Grunza.

February 15, 2016- NO CLASS

February 22, 2016 – Map Reading – Learn about Scranton's streets and roads with the Lackawanna Historical Society's Sarah Piccini.

February 29, 2016 – African Drums – Join musician Mark Montella as he explores music and rhythm!

March 7, 2016 – Script Reading- "Play along" with the Scranton Cultural Center's Camille Reinecke as she investigates how stories turn to scripts.

March 14, 2016 – Wetlands – Explore the importance of local wetlands with the Everhart Museum.

March 21, 2016 – Shape Shifters – Discover shapes in nature with photographer Liz Parry-Faist.

March 28, 2016- NO CLASS

April 4, 2016 – Ecosystems – Learn about different types of ecosystems and habitats with the Lackawanna College Environmental Institute.

April 11, 2016 – Mixed Media – Investigate collage and self-portraits with local artist Michael Sorrentino.

April 18, 2016 – Light and Dark – Examine different types of plants and environments with horticulturist Pea McDade.

EARLY EXPLORERS PROGRAM

2015-16 SUMMER PROGRAMS

June 6, 2016 – Outdoor Energy – Get up and get active as we begin the summer with My Gym!

June 13, 2016 – Healthy Choices – Learn about what we eat and why we eat it with the Everhart Museum!

June 20, 2016 - Found Photography – Collage and photography lesson with artist Liz Parry-Faist

June 27, 2016 - Nia Rhythms –Activity and Dance with Symmetry Studio.

July 4, 2016- NO CLASS

July 11, 2016 – Birds of NEPA – Bird investigation with the Lackawanna College Environmental Institute.

July 18, 2016 – Animal Yoga – Yoga activity focusing on different animals within the Everhart's collection.

July 25, 2016 – Story Walk – Story and outdoor activity with Laureen Maloney from the Lackawanna Children's Library.

August 8, 2016 – Farmer's Market – Learn about farming and produce with Laura Anderson.

August 15, 2016 - Outdoor Watercolors! - Create an outdoor landscape painting with local artist Michael Sorrentino.

August 22, 2016 – BeeKeeping – See what all of the Buzz is about with Renee Czubowicz

MUSEUMS ON THE ROAD

2015-16 PROGRAM DETAILS

ABOUT THE PROGRAM

Premiering in Fall 2014, **Everhart Museum on the Road!** offers a series of outreach programs inspired by our temporary and permanent exhibits, lead by professional museum staff and guest educators.



PACKAGE PRICING

**FREE FIELD TRIP
OPPORTUNITIES
AVAILABLE. CALL FOR
DETAILS.**

Fee: Call for pricing information. **(supplies included.)**

Session Time: 45 minutes to 1 hour

Class Size: limit of 30 students per session

Limit of sessions per day: 3

***Mileage fees added for districts outside of**

Lackawanna County.

Discounts are negotiable for multiple day bookings.

The Museums on the Road program reflects the Museum's growing interest in STEM to STEAM (<http://stemtosteam.org/>) the RISD-led initiative to add Art and Design to the national agenda of STEM (Science, Technology, Engineering, Math) education and research in America. STEM + Art = STEAM. The goal is to foster the true innovation that comes with combining the mind of a scientist or technologist with that of an artist or designer.

The 'Everhart Museum On the Road' workshops focus on art, history, science and integrated lessons, using the museum collection as the primary educational resource.

MUSEUMS ON THE ROAD

2015-16 TRAVELING WORKSHOPS

INTEGRATED LESSONS

Schools and community organizations may choose from the following options:

WORKSHOPS (K-2nd)

“Recycled Pages”

An art-based workshop series inspired by the Spring 2016 exhibit “Altered Books in Contemporary Art”.

“Nature’s Vampires”

A hands-on science-based lesson inspired by the past exhibit “Blood is the Life: Vampires in Art & Nature”

“Poisonous, Edible and Pretty Cool Plants of NEPA”

An interactive lesson inspired by the Dr. Everhart’s Herbarium and the plants along the Davis Trail.

“Bees Up Close and Personal”

An interactive science and history-based lesson inspired by the Everhart bees, the Ancient Egyptian Collection and the past exhibit “Beeyond”



MUSEUMS ON THE ROAD



2015-16 TRAVELING WORKSHOPS

WORKSHOPS (3rd-8th)

“Recycled Pages”

An art-based workshop series inspired by the Spring 2016 exhibit “Altered Books in Contemporary Art”.

“Khoiak Procession: The Story of Osiris”

An interactive history lesson inspired by the Ancient Egyptian collection.

“Pennsylvania Art & the Industrial Revolution”

A conceptual art-based lesson inspired by the Fine Art Gallery

“Nature’s Vampires”

A hands-on science-based lesson inspired by the past exhibit “Blood is the Life: Vampires in Art & Nature”

“Victory Gardens to Hydroponics: a Brief History of Growing Local”

A hands-on science and history lesson inspired by the past exhibit “D-Day 1944: Accept Nothing Less than Victory” and the Farm to Table Fall Fundraiser

“Poisonous, Edible and Pretty Cool Plants of NEPA”

An interactive lesson inspired by the Dr. Everhart's Herbarium and the plants along the Davis Trail.

“Bees Up Close and Personal”

An interactive science and history-based lesson inspired by the Everhart bees, the Ancient Egyptian Collection and the past exhibit “Beeyond”

“Exploring Ethnic Traditions through the Art of Cut Paper”

A hands-on history and art-based lesson inspired by the Folk Art Collection and past exhibit “Day of the Dead: Art and Culture of the Americas”

MUSEUMS ON THE ROAD

2015-16 TRAVELING WORKSHOPS

WORKSHOPS (9th – 12th)

“Recycled Pages”

An art-based workshop series inspired by the Spring 2016 exhibit “Altered Books in Contemporary Art”.

“Khoiak Procession: The Story of Osiris”

An interactive history lesson inspired by the Ancient Egyptian collection.

“Pennsylvania Art & the Industrial Revolution”

A conceptual art-based lesson inspired by the Fine Art Gallery

“Nature’s Vampires”

A hands-on science-based lesson inspired by the past exhibit “Blood is the Life: Vampires in Art & Nature”

“Victory Gardens to Hydroponics: a Brief History of Growing Local”

A hands-on science and history lesson inspired by the past exhibit “D-Day 1944: Accept Nothing Less than Victory” and the Farm to Table Fall Fundraiser

“Exploring Ethnic Traditions through the Art of Cut Paper”

A hands-on history and art-based lesson inspired by the Folk Art Collection and past exhibit “Day of the Dead: Art and Culture of the Americas”

CONTACT AND PROGRAM SPONSORS

EVERHART MUSEUM PROGRAMS

CONTACT INFORMATION

Director of Interpretive Programs

Stefanie Colarusso

570-346-7186 ext. 516

programs@everhart-museum.org

Coordinator of Interpretive Programs

Anthony Grigas

570-346-7186 ext. 516

assistant.programs@everhart-museum.org

Coordinator of "Museums on the Road"

Lauren Smith

570-346-7186 ext. 516

THESE PROGRAMS ARE SUPPORTED BY EITC.

**The following school districts are included on the
Everhart Museum EITC funding list:**

Blue Ridge

Carbondale

CDC Council of NEPA

Dallas Area

Dunmore

Elk Lake

Fell Charter School

Hanover

North Pocono

Old Forge

Scranton Area

Tunhannock Area

Wallenpaupack Area

Western Wayne



Pennsylvania
Historical & Museum
Commission